

# HemoCue® Glucose 201 DM System



## Efficient and Secure Workflow with Data Management and Connectivity

With its unique cuvette technology, the HemoCue® Glucose 201 DM system gives you the highest accuracy at the point of care while reducing the risk of spreading infection. Plus, you have the added controls and productivity means made possible with advanced data management. With instant data connection, customizable prompts and more, you gain tighter control of authorized use and higher efficiency in everything from patient management to billing.

*Accuracy Starts With Us*



To learn more about HemoCue® Glucose 201 DM, please scan the QR-code with your smartphone or visit [hemocue.com](http://hemocue.com)

### Enables the Highest Accuracy With the Lowest Risk

- ▶ Used for screening, monitoring and diagnosis of diabetes mellitus
- ▶ Microcuvette technology means no need to bring analyzer near patients, reducing the risk of spreading infection
- ▶ Individually wrapped microcuvettes to avoid contamination and maximize shelf-life

### Safeguards Patient Testing and Data

- ▶ Customizable automatic prompts for patient ID, operator ID, lot numbers, etc.
- ▶ User login and lockout functions
- ▶ Quality control tests, including QC lockout, linearity and proficiency testing

### Offers Convenience and Efficiency

- ▶ Handheld and battery-operated system ideal for mobile settings
- ▶ Automatic transfer of results
- ▶ Reduced manual entry errors

# HemoCue® Glucose 201 DM System

## Components

- ▶ Analyzer
- ▶ Docking station (primary, secondary)
- ▶ Microcuvettes (individually packed)

## Patient Safety Features

- ▶ Certified operator log-in
- ▶ Barcode scanning of Patient ID, etc.
- ▶ QC management such as lockout
- ▶ STAT test
- ▶ Duplicate sampling
- ▶ Automatic result transfer
- ▶ Patient list from Middleware/LIS/HIS
- ▶ Supervisory lockout

## Workflow Features

- ▶ Operator management
- ▶ Barcode scanning
- ▶ Supervisory lockout
- ▶ Middleware integration
- ▶ Docking station flexibility
- ▶ E-learning integration
- ▶ QC management incl. linearity and proficiency testing
- ▶ Detailed result management

## Analyzer

- ▶ Easy-to-use touch display
- ▶ Built-in barcode scanner
- ▶ Stores 4,000 Patient/STAT tests, 500 QC tests and 500 Analyzer Logs
- ▶ Compliance with POCT1-A (CLSI standard)

## Docking Station

- ▶ Network communication with a pre-defined destination (PC or Data Management Server) via the primary docking station
- ▶ Recharges analyzer battery while analyzer is docked
- ▶ Allows measurements to be performed while analyzer is docked
- ▶ Up to 4 secondary docking stations can be connected to one primary docking station
- ▶ Only one LAN connector per up to five analyzers

## Software

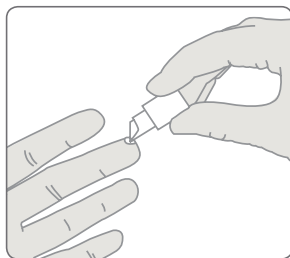
- ▶ Generates Patient and QC reports
- ▶ Remote management of analyzer
- ▶ Allows downloading of patient and QC data
- ▶ Management of operator lists, control lots, etc.
- ▶ Allows downloading of analyzer configurations
- ▶ Can forward measurements to host system using CLSI POCT1-A

## Training

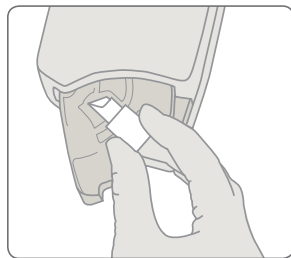
- ▶ Interactive E-learning for operator certification
- ▶ Integration with analyzer and software for seamless workflow
- ▶ Customizable certification quiz



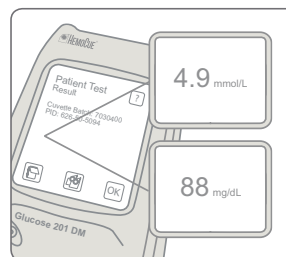
## A Few Simple Steps



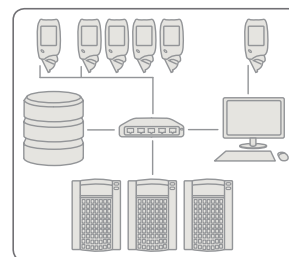
1 Fill microcuvette.



2 Place microcuvette into analyzer.



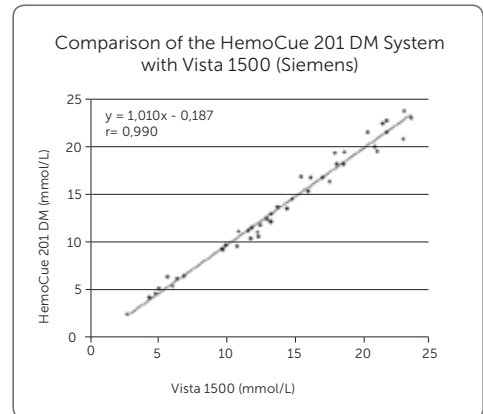
3 View results (either in mmol/L or mg/dL).



4 Seamlessly interface with your network.

## Technical Specifications

<b>Principle</b>	Modified glucose dehydrogenase in which the total amount of glucose is measured at the end point photometrically
<b>Calibration</b>	Factory calibrated and traceable to the ID GC-MS method; needs no further calibration and no coding
<b>Sample Material</b>	Capillary, venous or arterial whole blood
<b>Measurement Range</b>	Plasma equivalent values: 0–24.6 mmol/L (0–444 mg/dL) Whole blood values: 0–22.2 mmol/L (0–400 mg/dL)
<b>Results</b>	Including data entry, within one minute for normal glucose levels
<b>Sample Volume</b>	<5 µL
<b>Dimensions</b>	Analyzer: 170 × 93 × 50 mm (6.70 × 3.66 × 1.97 inches) Docking Station: 206 × 135 × 61 mm (8.10 × 5.30 × 2.40 inches)
<b>Weight</b>	Analyzer: 350 g (0.77 pounds) with batteries installed Docking Station: 566 g (1.24 pounds)
<b>Storage Temp.</b>	Analyzer: 0–50 °C (32–122 °F) Microcuvettes: below 8 °C (46 °F), room temperature for up to 3 days; one month open vial stability.
<b>Operating Temp.</b>	15–30 °C (59–86 °F)
<b>Power Options</b>	Internal rechargeable Li-ion batteries or docking station with AC adapter
<b>Interface</b>	USB/LAN POCT1-A
<b>Quality Control</b>	Built-in "selftest"; system can be verified using liquid controls



HemoCue Glucose 201 DM vs Vista 1500, individual replicates. No of replicates = 44. Origin from unpublished data ref Dr. S. Kos, Dr. E. Eppens, A. van Meerkerk, MaastadLab, Maastad Hospital, Rotterdam, The Netherlands



# Because when it comes to caring for people, we refuse to compromise.



Hemoglobin | HbA1c | Glucose | Urine Albumin | WBC / WBC DIFF

HemoCue AB | PO Box 1204 | SE-262 23 Ängelholm | Sweden

Phone: +46 77 570 02 10 | Fax: +46 77 570 02 12 | [info@hemocue.se](mailto:info@hemocue.se) | [hemocue.com](http://hemocue.com)

HemoCue has been a leader in point-of-care medical diagnostics for over 30 years. We specialize in giving healthcare providers lab-quality accuracy with results comparable to that of a clinical lab.

